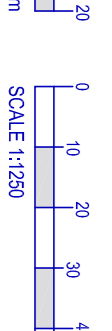
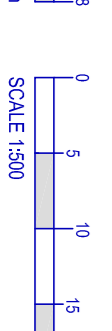
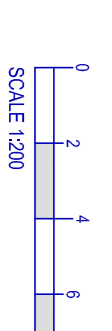
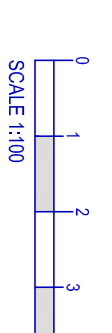
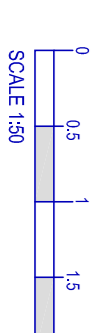
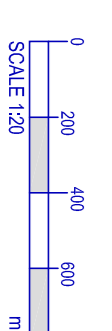
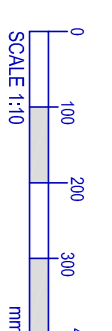
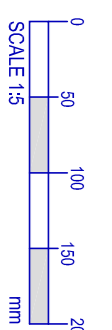


GROUND FLOOR PLAN SCALE 1:50



REV.	DATE	DESCRIPTION	DR.	CHK.
1	17/06/13	GF02 TRAFFIC STAFF W.C. ACCESS TO THE OFFICE		
2	28/08/14	REVISION TO THE TRAFFIC STAFF W.C. ACCESS		

OTHER THAN FOR THE PURPOSES OF PLANNING, DO NOT SCALE THESE DRAWINGS. USE DIMENSIONS ON IT. ALL DIMENSIONS TO BE CHECKED ON SITE PRIOR TO COMMENCEMENT OF WORK.

THIS DRAWING IS THE COPYRIGHT OF SIMPSON HILDER ASSOCIATES, AND MAY NOT BE REPRODUCED, COPIED OR ALTERED IN ANY WAY WITHOUT WRITTEN AUTHORITY.

SIMPSON HILDER ASSOCIATES LIMITED
 67a High Street, Lyndhurst
 Hampshire, SO43 7BE
 T: 023 80 283798
 F: 023 80 283688
 E: shaw@simpsonhilder.co.uk

PROPOSED GROUND FLOOR

AGREEMENT TO LEASE
BILLINGSHURST SURGERY
 ROMAN WAY
 BILLINGSHURST
 WEST SUSSEX
 RH14 9QZ

DATE	BY	DATE CHECKED
OCTOBER 2013	DWH	
SCALE 1:50	601	B